





Shanklea Primary School Intake Meeting

Reception
September 2022







Information

- Class Teacher
- Starting date,
- Transition information
- Admissions form if new to Shanklea






This meeting will give you information about:




- Organisation of Cramlington Schools
- Shanklea School Organisation
- The Foundation Stage Curriculum
- Special Educational Needs
- School policies and procedures






Stages of Education



EYFS	Little monkey's	Age birth - 3	Foundation Stage Assessments
	Shanklea Squirrels	Age 2/3	
	Nursery	Age 3/4	
	Reception	Age 4/5	
Key Stage 1	Year One	Age 5/6	
	Year Two	Age 6/7	Key Stage 1 SATS
Key Stage 2	Year Three	Age 7/8	
	Year Four	Age 8/9	
	Year Five	Age 9/10	
	Year Six	Age 10/11	Key Stage 2 SATS
Transfer to Junior Learning Village			
Key Stage 3	Year Seven	11/12	
	Year Eight	12/13	
Transfer to Senior Learning Village			





School Organisation



- Early Years Unit with 3 teachers and 7 Teaching assistants
- Our Reception Unit runs with 2 Teachers and a Teaching Assistants.
- Entering the school and pick up
- Meet the staff.....



Staff Photos

- Mrs Laughton - EYFS Leader - Reception Teacher



- Mrs Short - Reception Teacher



- Mrs McClurry - TA




- Mrs Ainsley - TA



Typical school day

- 8:45 - 9:00 - Doors open and children come in and do daily challenge on the carpet
- 9:00 - 9:30 - Registration then into carpet time linked to topic
- 9:30 - 10.30 - Group work/child initiated/free flow indoor and outdoor/children mix between classes
- 10:30 - 10:50 - outdoor playtime
- 10:50 - 11:05 - Snack and Chat
- 11:05 - 11:30 - Maths
- 11:30 - 12:45 - Lunchtime
- 12:45 - 1:25 - Registration/Read Write Inc
- 1:25 - 3:00 - This varies on a daily basis - free flow
- 3:00 - 3:15 - Story and ready for home time




How are the classrooms set up?



The two classes have their own classrooms and carpet space for registration and carpet group work, the rooms are linked with an archway.

We have one Reception unit which means after carpet work and group work the children are free to mix with each other for Free flow activities so we have one sand and water tray one playdough area, two writing areas, a junk modelling station, arts and crafts station, two role plays (one home corner the other linked to our topic) and a construction area.





The Foundation Stage



3 Prime Areas of learning

Communication and Language

- Listening, attention & Understanding
- Speaking

Physical Development

- Gross Motor Skills
- Fine Motor Skills

Personal, social and Emotional development

- Self regulation
- Managing self
- Building relationships

Providers must also support children in the 4 specific areas throughout which the three prime areas are strengthened and applied these are.....

Literacy

- Comprehension
- Word reading
- Writing

Mathematics

- Number
- Numerical Patterns

Understanding the Worlds

- Past and Present
- People cultures and communities
- The Natural world

Expressive Arts and Design

- Creating with materials
- Being Imaginative and expressive

Prime Areas

Personal, Social and Emotional Development

Language and Communication

Physical Development



Resilience

Perseverance

Rules

Hold a pencil

Basic Hygiene

Negotiating
space

SCARF

Play cooperatively



Specific Areas


Literacy

This is through our topics
and RWI

Reading book and words

Numeracy

This is through our topics
and through Maths hub



Uniform



Please name
EVERYTHING



Communication

Parents, welcome to:

Schoolgateway

Keeping you
informed of
what's going
on at school.

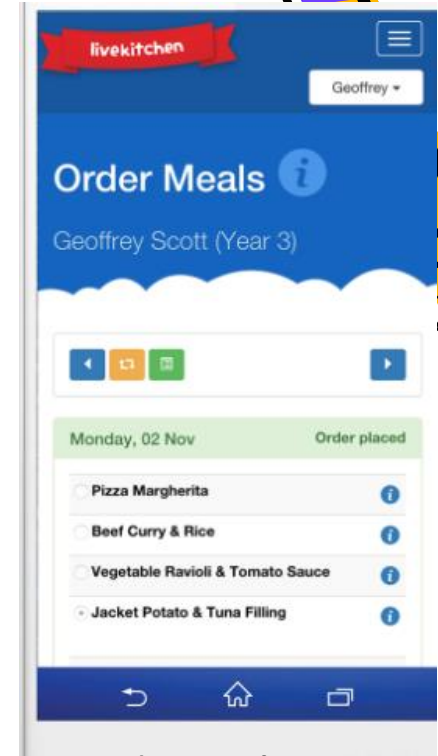


Download
the app

Android
and iPhone


or visit the website:

www.schoolgateway.com




School grid
Live kitchen







Parent Partnership



We need best available evidence on how your children learn, their skills, knowledge and attitudes so;

- Please let us know if you have any information you need to share with us no matter how big or small always someone on the door in the morning or catch class teacher on pick up.
- Email us (email address on our website)
- Give the office a call to speak to us.
- There will be on going observations on entry to the Reception unit.
-  Online Learning Journals

Observations.....



- Add anything you like to the tapestry you can't add too much. It is all about the link between home and school and we love to know what your child has been up to at home.
- Holiday
- The weekend
- Counting
- Writing
- Sharing
- Fastening coat
- Riding a bike
- Anything you are proud of.





TAPESTRY
ONLINE LEARNING JOURNAL

Workshops to support....

- Read Write Inc
- Reading
- Numeracy
- Easter crafts
- Christmas Crafts


End of year Graduation






Provision for children with Special Educational Needs

- Links with support agencies
- Speech and Language support
- Behaviour support
- Health Visitor
- Communication support
- Hearing and visual impairment
- Looked-after children
- Link member of staff -Mrs Crowther/Mrs Morris





Policies and Procedure



- Safeguarding of children
- Security - structure of school day
- Reporting to parents
- Information about your child
- Contacting parents
- Medicine in school







SPS If Problems arise...

- Please speak to someone without delay your child's class teacher is available before and after school, please as when you drop your child off in the morning or ring up for a chat
- Mrs Laughton EYFS Leader is available every day.
- Acting heads Mrs Greenwood and Mrs Baxter are available each morning on the yard or by appointment if needed.





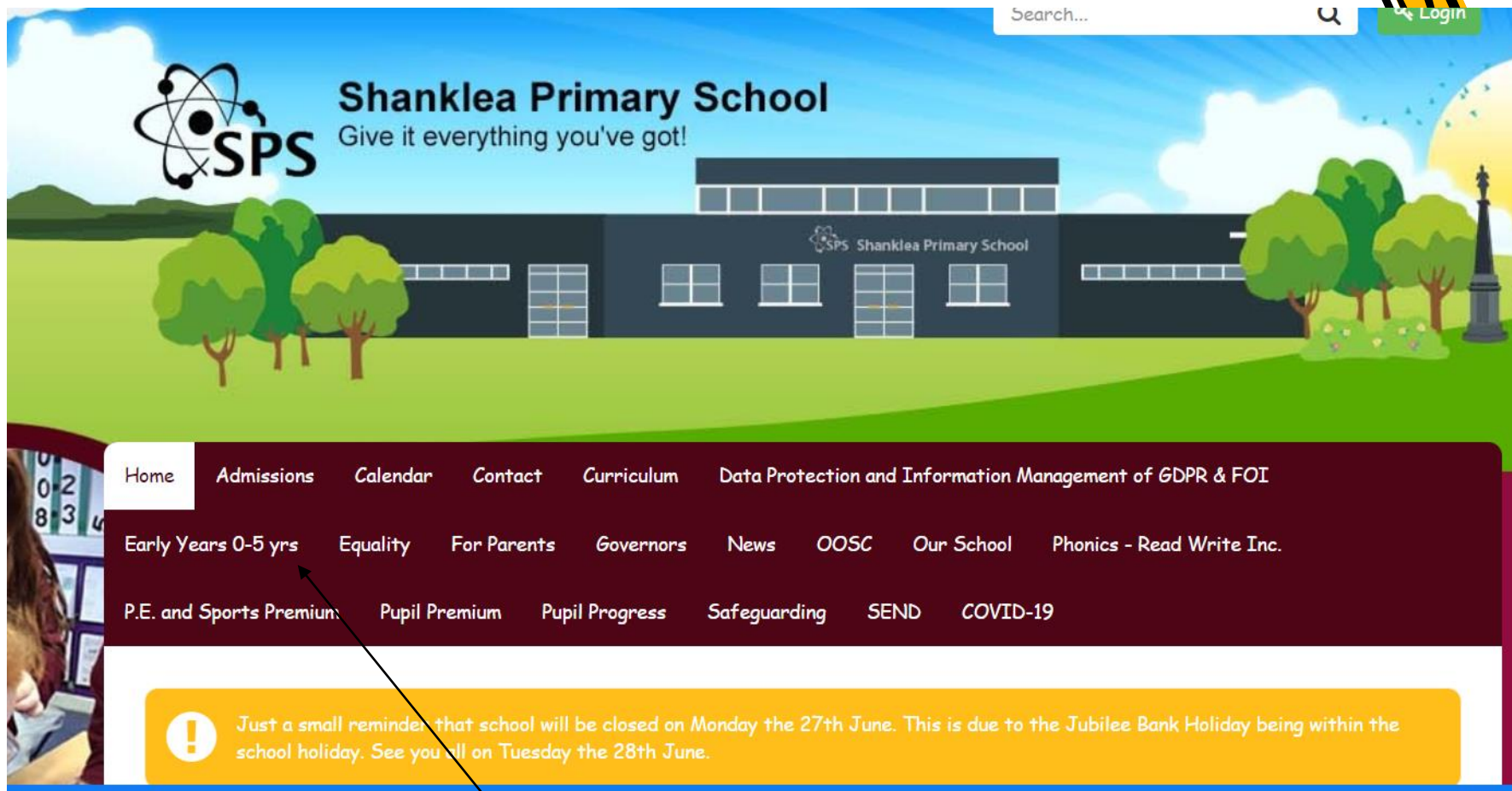

Additional Provisions



- Breakfast club from 7:30-8.45
- Out of School club from 3.15-5.30



Please check out our school website



Click on Early Years 0-5 Years

